

**How To Make Your Very Own
Flying Spaghetti Monster Simulacrum.**

Things that you need:



Two Googly Eyes

One bag of Rubber bands(will use about 50)


One pipe cleaner

Two Brown Balls of Fluff

(You will also need glue and something to cut the rubber bands with.)

The FSM simulacrum consists of one noodly loop, two noodly strands, and the noodly eye stalks.

It is good to glue the googly eyes to the pipe cleaner first, the glue can then dry while you make the other parts.



Making a noodly loop consists of cutting several rubber bands and tying them onto an uncut band.

**This shows the beginning of creating a noodly loop.
The first cut band is being tied to the loop.**



**This is the knot I used for all my tying.
Tie this knot twice to ensure it doesn't come undone.**



**This Shows the first cut band completely tied to the loop.
Repeat this about twenty-five times.**



**You can start to see the noodly loop coming together,
continue to tied cut bands to the loop.**



This is a completed Noodly loop.





The noodly strands are made exactly the same way as the noodly loops, except that you tie onto a cut band instead of an uncut one.



Use fewer bands for a noodly strand, and concentrate them at the end. I used about eight bands.

This part can be tricky. Use one cut band to tie the noodly loop to the pipe cleaner. Tie it so that it pinches the loop in the middle, creating two loops that the balls of fluff can later be inserted into.



**Tie the noodly strands to the pipe cleaner,
one on each side of the noodly loop.**



**Insert the balls of fluff into the
two sides of the noodly loop.**



Bend the pipe cleaner to make the noodly eyestalks.



**If your noodly strands hang down too low,
you may need to tie them up at the middle.**



The completed FSM Simulacrum.